
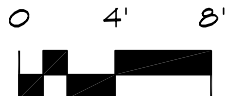
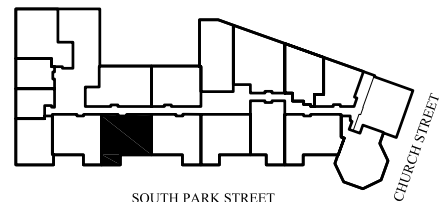


1243 SF
2 BEDROOM, 2 BATH

TYPICAL FOR UNITS
210, 310, 410, 510



KEY PLAN



NOTE: THESE FLOOR PLANS ARE ARTIST RENDERINGS, CONCEPTUAL ONLY AND BASED ON CURRENT DEVELOPMENT PLANS WHICH ARE SUBJECT TO CHANGE WITHOUT NOTICE. SQUARE FOOTAGE AND DIMENSIONS ARE APPROXIMATE AND MAY VARY IN ACTUAL BUILDING. NO GUARANTEE IS MADE THAT THE FACILITIES OR FEATURES DEPICTED WILL BE BUILT, OR IF BUILT, WILL BE THE SAME TYPE, SIZE, OR NATURE DEPICTED.

THE SIENA
SOUTH PARK STREET & CHURCH STREET
MONTCLAIR, NJ 07042
(888) SIENA-NJ
www.sienaatmontclair.com

Unit Type: **2C**
Job No.: 03060
Date: 08.24.05
Scale: 1/8" = 1'-0"